



*The Division of Services for
People with Disabilities
Fiscal Year 2008
Annual Report*

Table of Contents

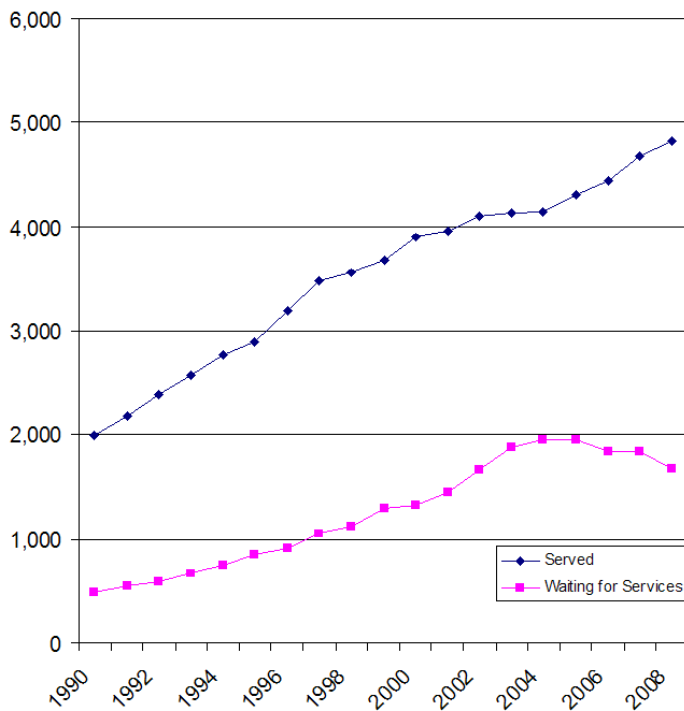
Page 3 Agency Overview
Page 4 Demographics
Page 5 Family Preservation
Page 6 Funding
Page 7 Cooperation
Page 8 Choice
Page 9 Quality
Page 10 Needs

Agency Overview:

DSPD Value: We respect and support personal choice and personal responsibility.

The Division of Services for People with Disabilities administers home and community based services to individuals with intellectual and developmental disabilities, brain injuries, and physical disabilities. Our mission is to promote opportunities and provide supports for persons with disabilities to lead self-determined lives.

Services for People with Disabilities: Number of People Served and Waiting - FY 1990 to FY 2008



Fiscal Year 2008 Headcount

	Total
In Services	
<i>Medicaid Funded</i>	
Acquired Brain Injury	106
Community Supports	4,337
Physical Disabilities	<u>129</u>
Total Medicaid Funded	4,572
<i>Non-Medicaid Funded</i>	
Acquired Brain Injury	25
Community Supports	225
Physical Disabilities	<u>12</u>
Total Non-Medicaid Funded	262
<i>All Funding Sources</i>	
Acquired Brain Injury	118
Community Supports	4,562
Physical Disabilities	<u>154</u>
Total In Services	4,834
Waiting List	
Acquired Brain Injury	70
Community Supports	1,545
Physical Disabilities	<u>60</u>
Total Waiting List	1,675

Community Supports Only:

Prevalence of Autism

	Without Autism	With Autism	Total
Adults	3,191	292	3,483
Children	724	355	1,079
Total	3,915	647	4,562

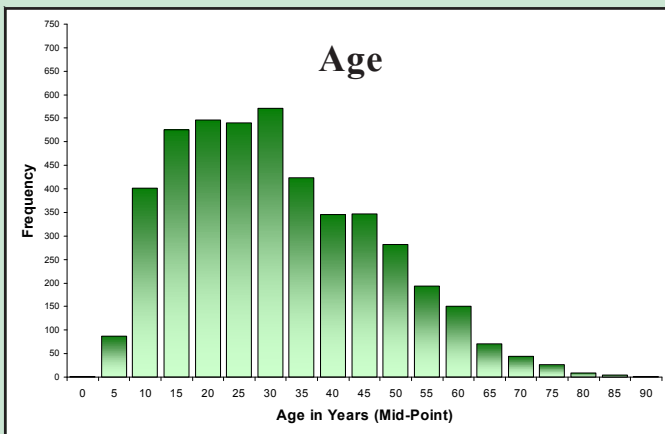
Prevalence of Intellectual Disability

	Without Intellectual Disability	With Intellectual Disability	Total
Adults	314	3,169	3,483
Children	449	630	1,079
Total	763	3,799	4,562

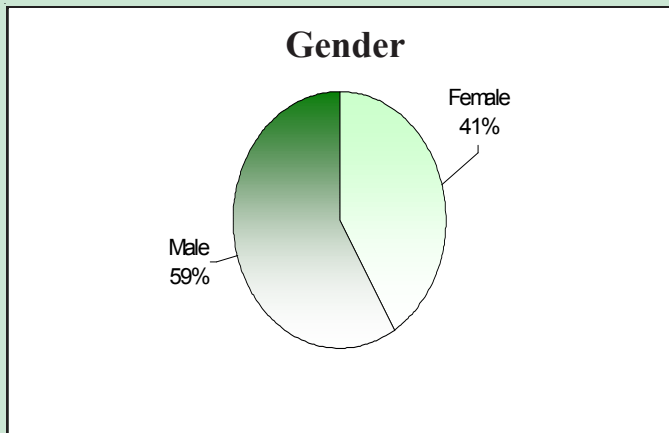
Demographics:

DSPD Value: We respect personal and cultural diversity.

Our agency serves people of all ages with a range of abilities and backgrounds. Though the demographics on this page show groups of people, each individual we serve is unique in their own way. Indeed we are all very different, yet we share a common need to be treated with respect.



Race/Ethnicity	
Caucasian	86%
Hispanic	8%
Other/Unknown	2%
American Indian/Alaska Native	2%
Asian/Pacific Islander	1%
African American	1%



Functional Limitations:

To be eligible for DSPD services, individuals aged 7 years and over must have at least three documented functional limitations in seven designated areas as shown below:

Community Supports

Functional Limitation	People
Capacity for independent living	4,390
Self-direction	4,179
Learning	4,156
Economic self-sufficiency	3,309
Self-care	3,150
Receptive and expressive language	2,429
Mobility	1,106

*62 individuals were under age 7, considered too young to have functional limitations determined.

Physical Disabilities

Self-care	151
Mobility	151
Capacity for independent living	146
Economic self-sufficiency	13
Receptive and Expressive Language	11
Self-direction	4
Learning	0

Acquired Brain Injury

Employment	110
Memory or Cognition	107
Judgement and Self Protection	102
Activities of Daily Life	88
Physical Health	65
Control of Emotion	62
Communication	51

Family Preservation:


DSPD Value: We value the preservation of family and other natural supports.

These programs are in place to provide limited assistance to people on the waiting list. The purpose is to avoid both the high cost to the State and dismal effects on families associated with crisis.

Supported Employment Pilot

During fiscal year 2008, the supported employment program concluded its second pilot year. The program partners with the Utah State Office of Rehabilitation to provide job coaching to individuals on the DSPD waiting list.

219 Participants
176 Open/Active
133 Employed
19 Hours/Week (Average)
\$6.69/Hour (Average)



Family Preservation Pilot

The first pilot year of this low-cost program provided workshops to families on the DSPD waiting list. These instructional sessions taught caregivers facing burn-out how to rely on so-called natural supports and manage the stress of caring to reduce the risk of family dissolution.

Characteristics of Participants (Caregivers):

- 95% Married
- 56% Female
- 78% Primary Caregiver
- Median number of Dependents: 2 (Range 1-5)

Statistically Significant Results:

- ◆ Increased Skills
- ◆ Reduced Stress
- ◆ Increased Confidence
- ◆ Increased Circle of Support

Additional Waiting List Programs:

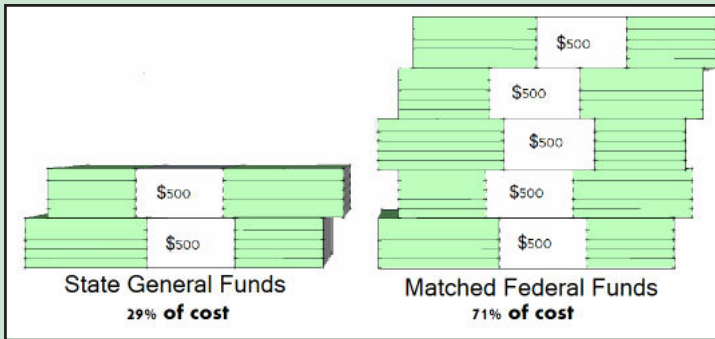
Community Service Brokering - where families learn to access other government resources.

Behavioral Consultation - which trains caretakers how to reduce challenging behaviors.

Other Services includes - cash assistance and mileage reimbursement.

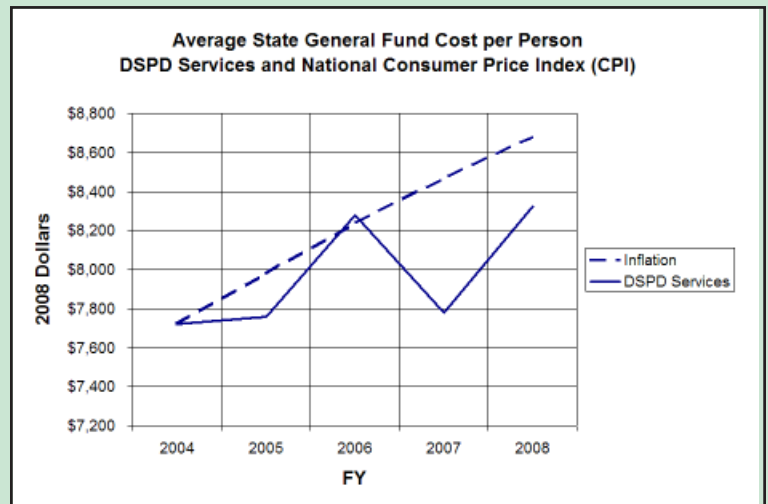
Funding

DSPD Value: We believe in stewardship and wise use of public resources.



Medicaid wavier services are administered by DSPD under section 1915(c) of the Social Security Act. These services provide a low cost alternative to institutional settings. Region staff monitor individual spending to ensure that costs are contained and budgets are appropriate based on the person's needs.

State General Fund Cost per Person per Day




<u>Service Group</u>	<u>People Served</u>	<u>Avg Annual State GF Cost</u>
Residential	1,406	\$14,229.04
Host Home/Professional Parent	275	\$10,361.89
Supported Living	563	\$3,351.30
Day Support	1,954	\$3,010.10
Supported Employment	994	\$1,932.36
Self-Administered Supported Living	363	\$1,824.08
Extended Living	340	\$1,340.70
Companion	105	\$1,241.89
Provider-Based Family Support	1,414	\$1,005.98
Cash Assistance	341	\$891.53
Self-Administered Family Support	3,212	\$726.80
Private Support Coordination	166	\$519.43
Environmental Adaptations/Equipment	296	\$457.77
Transportation	2,419	\$376.51
Massage	74	\$329.08
Community Service Brokering	345	\$252.85
Behavioral Consultation	1,702	\$225.52
Eligibility	487	\$206.18
Prescription Monitoring	972	\$203.79
Rescue Alert	148	\$95.02
Budget Assistance	1,515	\$80.84
Independent Living Center/ Other		
Non-Self Administered Phys. Disab. Supports	108	\$74.84

Cooperation


DSPD Value: We value coordination and cooperation.

DSPD has adopted a Person-Centered approach to serving our clients. We use this strategy in the planning process relying on teamwork and cooperation to meet the person's needs. We invite anyone involved with caring for the person to attend and participate in an annual meeting to review the person's needs.

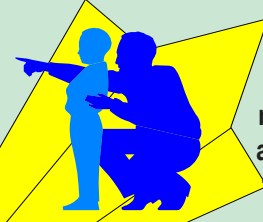
Support Coordinators are responsible for ensuring the individual's plan and goals are met through proper support systems.




Educators are a large part of the individual's preparation for life successes.




Family members are natural supports and assist in planning for the individual's self-determined life.



Friends & Neighbors provide companionship and are natural supports to individuals.




Community & Faith-Based Organizations assist in activities and opportunities for individuals to participate in, as well as provide natural supports.



Advocates act on behalf of the individual and hold others accountable.




Medical and Mental Health professionals assist in the well-being of individuals.



Provider staff work towards an individual's goals, improve quality of life and ensure health and safety.

Choice

DSPD Value: We respect and support personal choices.

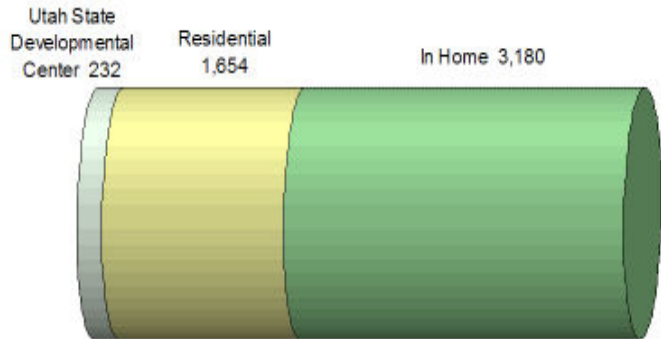


DSPD provides an array of services custom-fit to meet the person's needs. We promote choice in all aspects of service delivery allowing the individual to make decisions about the services they receive. We encourage individuals to choose their support coordinator and staff and make sure their voice is heard regarding where they live and with whom.

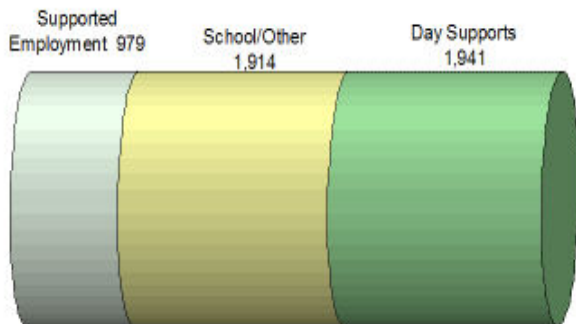
Support Coordinator



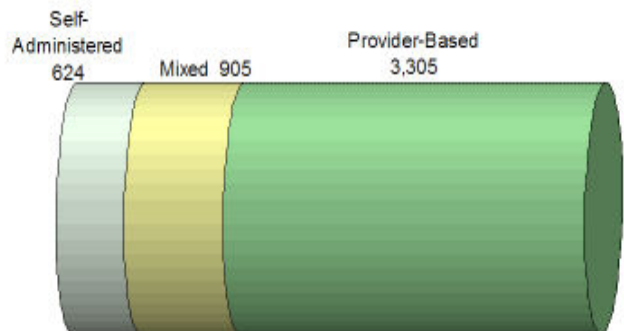
Setting



Service



Model



Quality

DSPD Value: We believe people deserve high quality supports and services.

Support coordinators visit each person on their caseload 4-12+ times a year depending on the service type the person receives. These visits are critical to ensure health and safety and monitor the quality of service delivery. Additionally, a team of quality specialists perform an array of assessments to identify weaknesses and make improvements across the state.

Consumer Reported Satisfaction

Provider-Based Model

Satisfaction w/Direct Care Staff

Acquired Brain Injury Waiver 100%

Community Supports Waiver 98%

Satisfaction w/Support Coordinator

Acquired Brain Injury Waiver 100%

Community Supports Waiver 83%

Self-Administered Model

Satisfaction w/Direct Care Staff

Acq. Brain Injury/Community Supports 84%

Physical Disabilities 100%

Satisfaction w/Support Coordinator

Acq. Brain Injury/Community Supports 86%

Satisfaction w/Nurse Coordinator

Physical Disabilities 95%



Contracted Staff Provide Supports to Service Recipients

According to requirements 91%

In achieving goals 90%

In modifying goals 82%

*Percent of responses with a rating of 3 or 4 on a 4-point scale

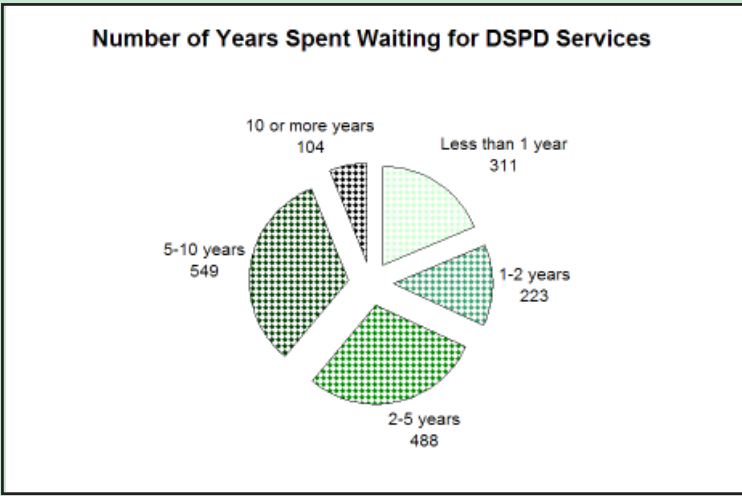
(1-Poorly, 2-Somewhat Adequately, 3-Adequately, 4-More than Adequately)

Needs

DSPD Value: We believe funding should be needs based and should follow the person.

Despite generous allocations by the legislature, average per person cost reductions, and creative approaches that provide limited services, there continues to be a large scope of unmet needs. We continue to serve those with the most critical need which means that those in less dire situations can spend years on the waiting list and never receive funding. We add over 350 people to our waiting list each year which means that each day another Utahn is found eligible for services with an immediate need and placed on the waiting list.

Service Grouping	Day Support	Supported Employment	School/Other	Total
Family Support/Respite Services	99	92	140	331
Host Home/Professional Parent Services	0	1	5	6
Residential Services	32	62	33	127
Supported Living Services	<u>106</u>	<u>183</u>	<u>922</u>	<u>1,211</u>
Total	237	338	1,100	1,675



Word Usage in High Scoring Needs Assessment Narratives
"Projected Deterioration" Sub-Section

homeless already serious
 depression two behavior
 father hard marriage well worse
 concerned been live deteriorate stressed mental
 them up by now living likely mom's
 physical an own safety can
 both having high program children become
 behaviors does getting problems
 support supports job because their dad very
 lost could him or need mother may out services get if risk care
 without on health has his are with he family a in her
 is and

Larger fonts associated with higher scores
 More frequently used words appear towards the bottom