

Waiting List Management Draft Plan

August 2018

Background

2017 Interim Session Budget Deep Dive


- Examine cost-containment strategies implemented by other states.

2018 General Session HB2 Intent Language

- Study and report on effective management strategies for the DSPD waiting list.

Executive Summary: People Needing Support

- By 2030: 27,149 Utahns may need DSPD services
 - Includes 3,000 people on the current waiting list
 - 79.3% are children
 - Need for preventative supports



Sources: Utah's Long-Term Demographic and Economic Projections Summary (July, 2017) Research Brief
University of Minnesota Residential Information Systems Project Annual Report: Status and Trends Through 2016

Executive Summary:

Cost to Support 27,149 Utahns

Ongoing General Fund Needed:

- Current System \$375M
- Draft Plan \$141M
- w/ Additional Savings \$112M

Draft plan includes system improvements and internal efficiencies

Focus Group Themes

- Eligibility/application paperwork is overwhelming
- Insufficient preventative services lead to crisis
- The waiting list discourages applicants
- Lack of awareness about DSPD services



Estimating the Unmet Need

Sources: Utah's Long-Term Demographic and Economic Projections Summary (July, 2017) Research Brief
University of Minnesota Residential Information Systems Project Annual Report: Status and Trends Through 2016



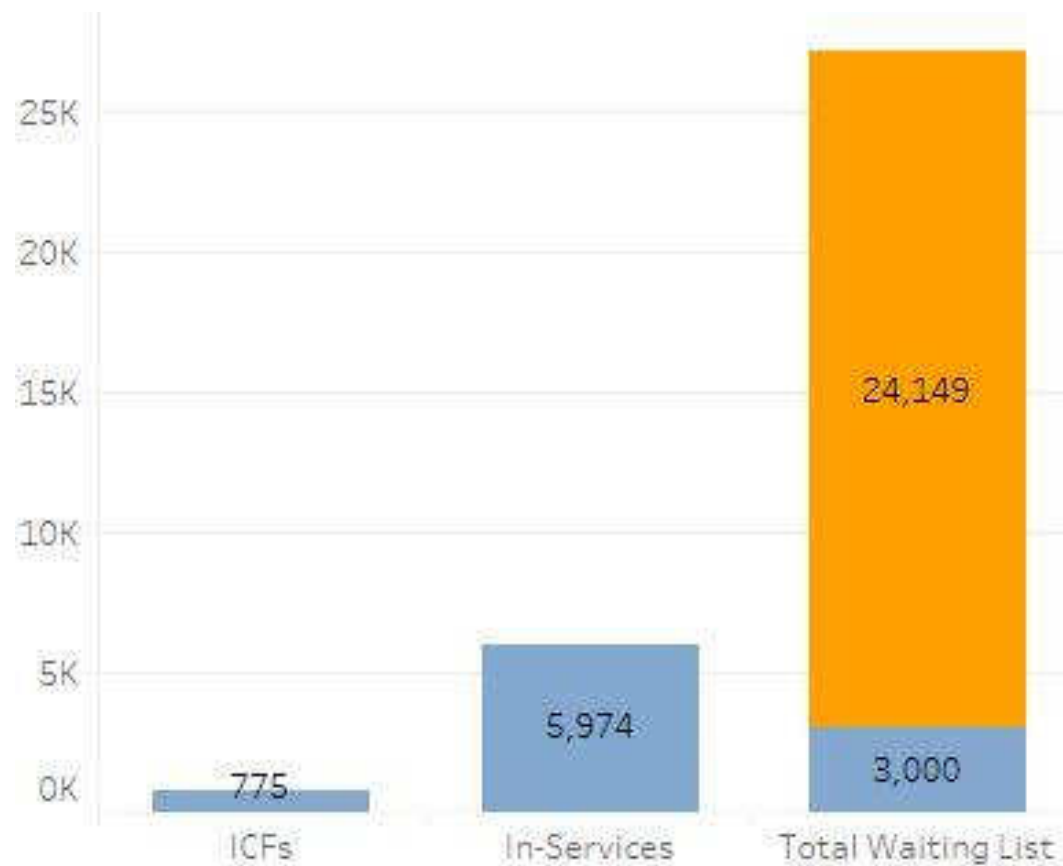
2030 Population:ⁱ **3,896,678**

Prevalence:ⁱⁱ **2.71%**

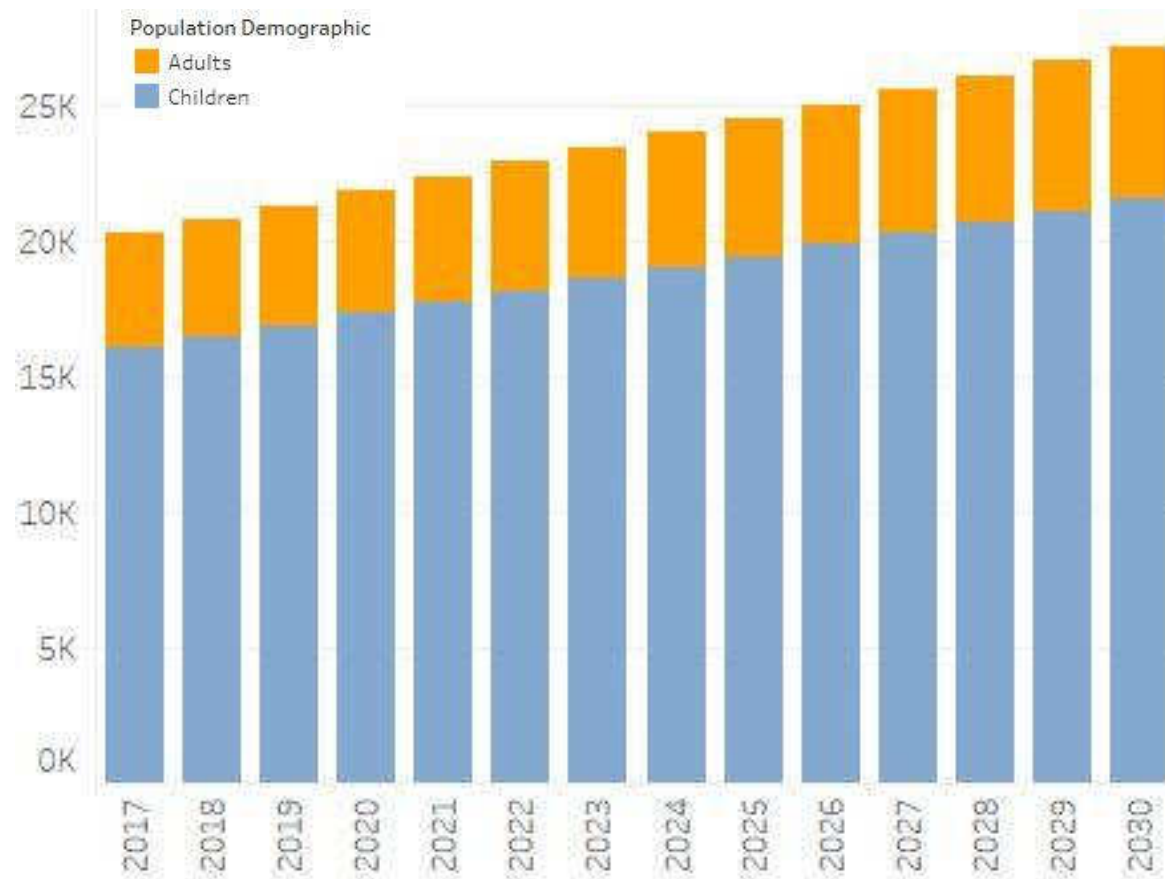
Participation:ⁱⁱⁱ **32.1%**

- ⁱ Population is the total number of people living in Utah in the year 2030
- ⁱⁱ Prevalence is the percent of the population with a disability qualifying them for DSPD services
- ⁱⁱⁱ Participation is the percent of those who qualify who will utilize services

Utahns in Need of Support



Utahns in Need of Support



Populations in Need of Support

Lifespan (Limited Supports Waiver-LSW)

Adults Age 18 and Older (Independent Supports Waiver-ISW)

People Needing Residential Support (Comprehensive/Legacy)

Limited Supports Waiver

Foundational Services

- Family Training
- Support Coordination
- Community Integrated Employment

Self-Directed/Family Directed Supports

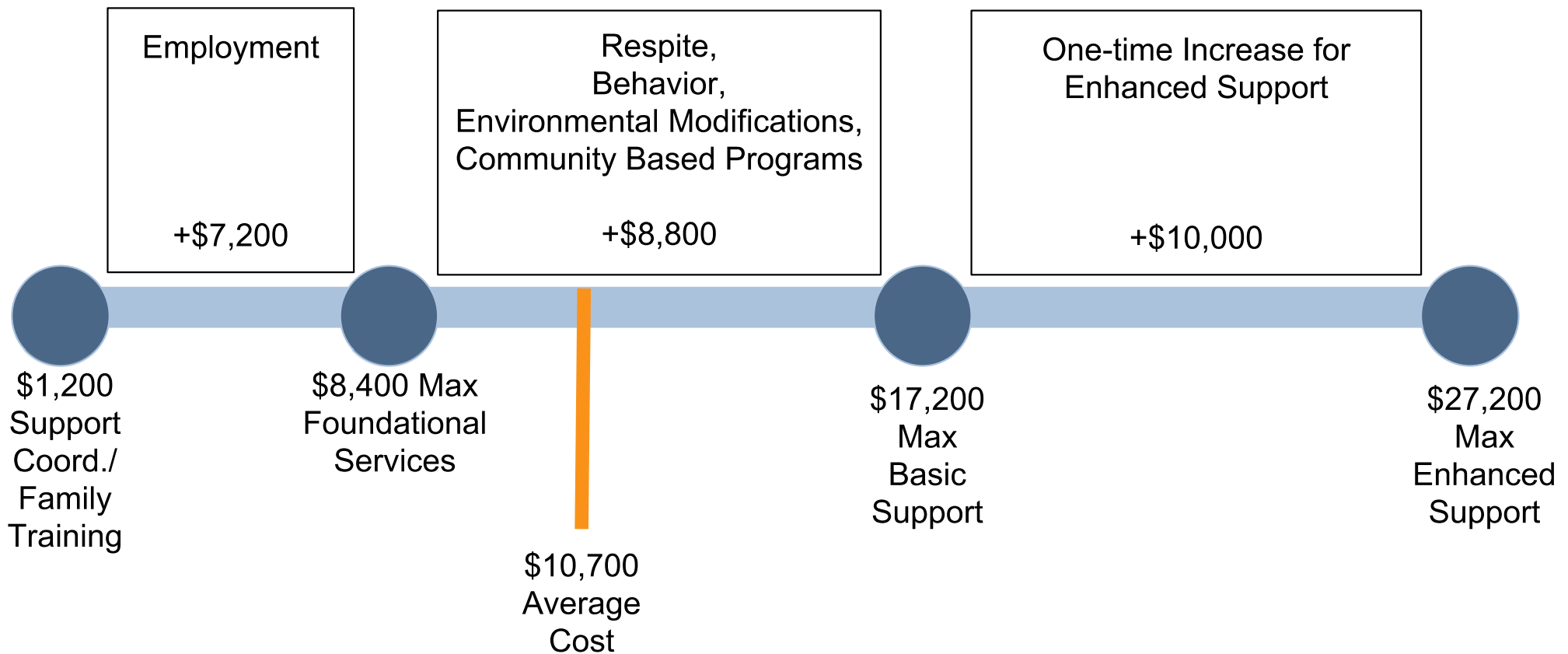
- Respite
- Behavior Consultation
- Environmental Adaptations (Emphasis on Technology)
- After School/Summer Senior Programs (Community Integrated)

Enhanced Supports

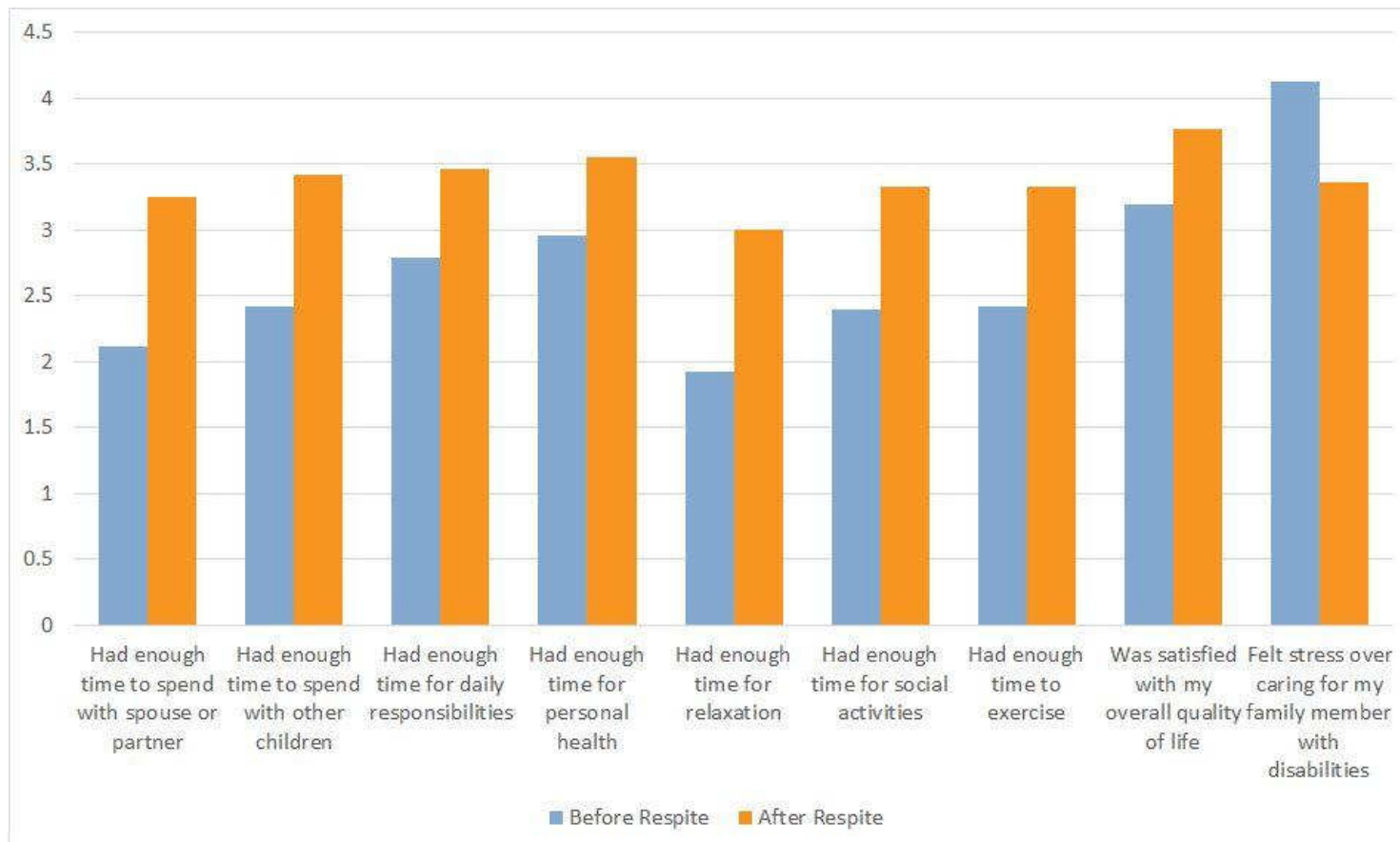
- One-time increase
- E.g. One time home modification, temporary loss of caregiver,
enhanced behavior support



Limited Supports Waiver Total Dollars (State + Federal)



Effectiveness of Respite



N = 151; Time Elapsed: 8 Months

Independent Supports Waiver

Foundational Services

- Family Training
- Support Coordination
- Community Integrated Employment

Self-Directed/Family Directed Supports

- Respite
- Behavior Consultation
- Environmental Adaptations (Emphasis on Technology)
- After School/Summer Senior Programs (Community Integrated)
- Personal Assistance
- Technology Assisted Independence

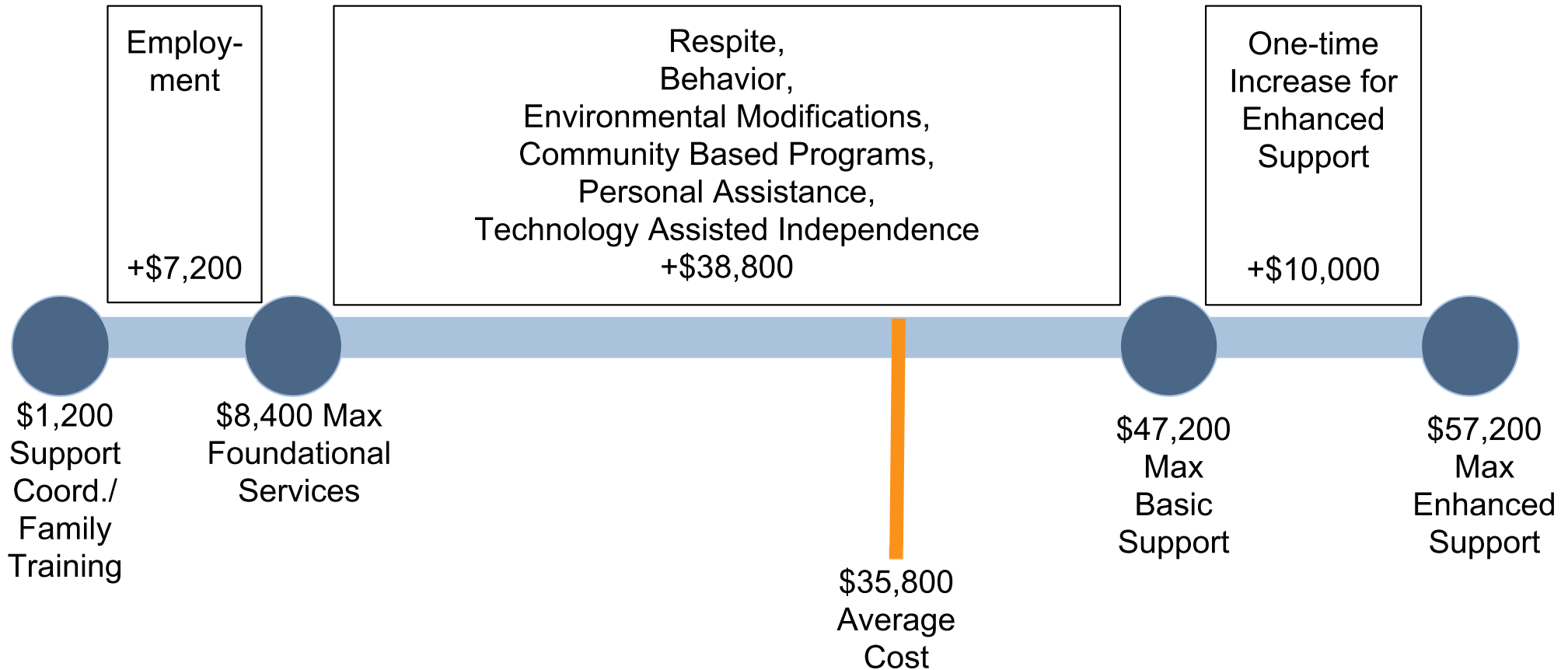
Enhanced Supports

- One-time increase
- E.g. One time home modification, temporary loss of caregiver, enhanced behavior support

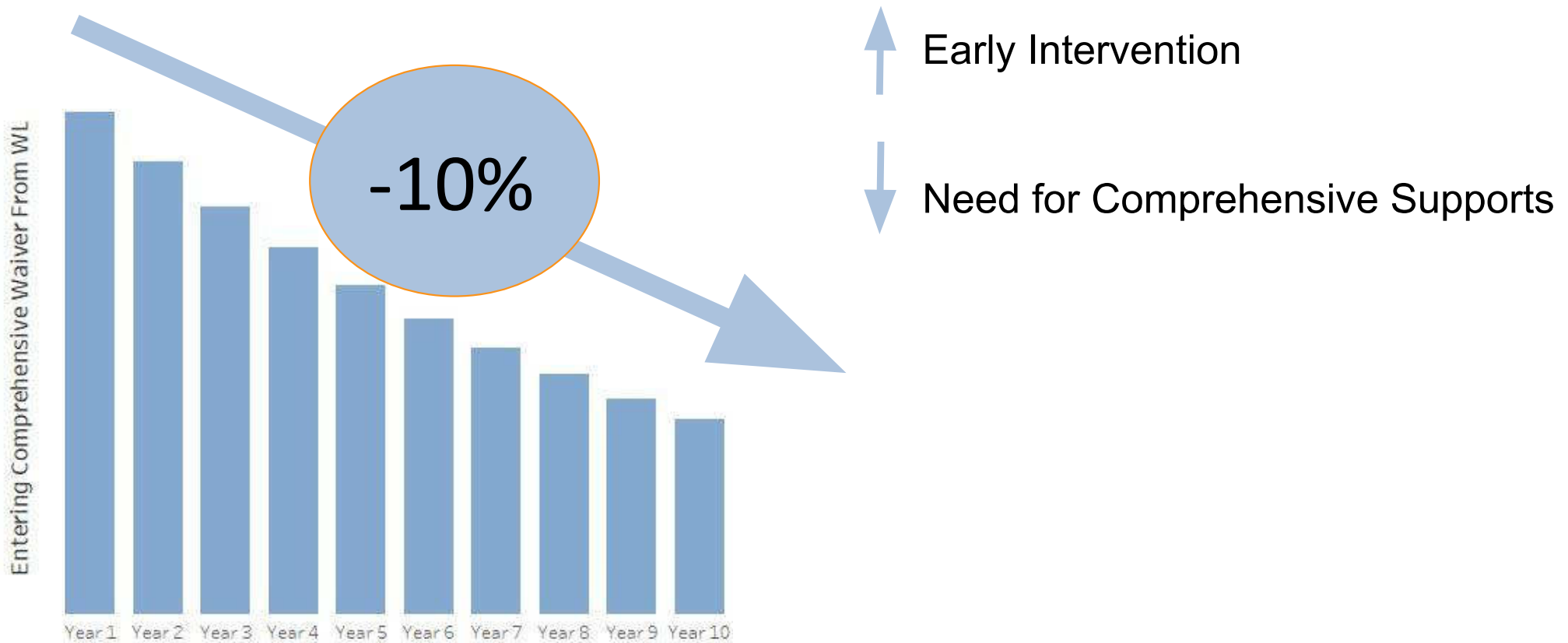


Self-Reliance

Independent Supports Waiver Total Dollars (State + Federal)




Comprehensive Waiver





Options for Supporting All Utahns in Need by 2030




Comprehensive Waiver
\$13,800 GF
27,149 people 



Comprehensive Waiver
\$26,800 GF
1,500 people 

Independent Supports Waiver
\$10,700 GF
2,390 people 

Limited Supports Waiver
\$3,200 GF
23,259 people 

+Cost to access DOH Medicaid state plan services
+Additional administrative costs

Annual GF Potential Cost Savings

Attrition:	(\$1.7M)
Preventing Residential Placements:	(\$1.2M)
Total:	(\$2.9M)

No Mandated Additional Needs for Limited/Independent Supports Waivers

Scaling the Feasibility of People Served Annually

General Fund	People Served	
	Current System	Draft Plan
\$1,000,000	73	244
\$2,500,000	181	610
\$5,000,000	363	1,220
\$7,500,000	544	1,830
\$10,000,000	726	2,440
\$12,500,000	907	3,050
\$15,000,000	1,088	3,660
\$17,500,000	1,270	4,270
\$20,000,000	1,451	4,880



Internal Efficiencies

- Reduced Needs Assessment Questionnaire
 - First Come/First Served
 - Random Selection
- Eliminate Unnecessary Review
 - Capitated Budgets
 - Medicaid Authorized Criteria
- Reduced Paperwork Requirement



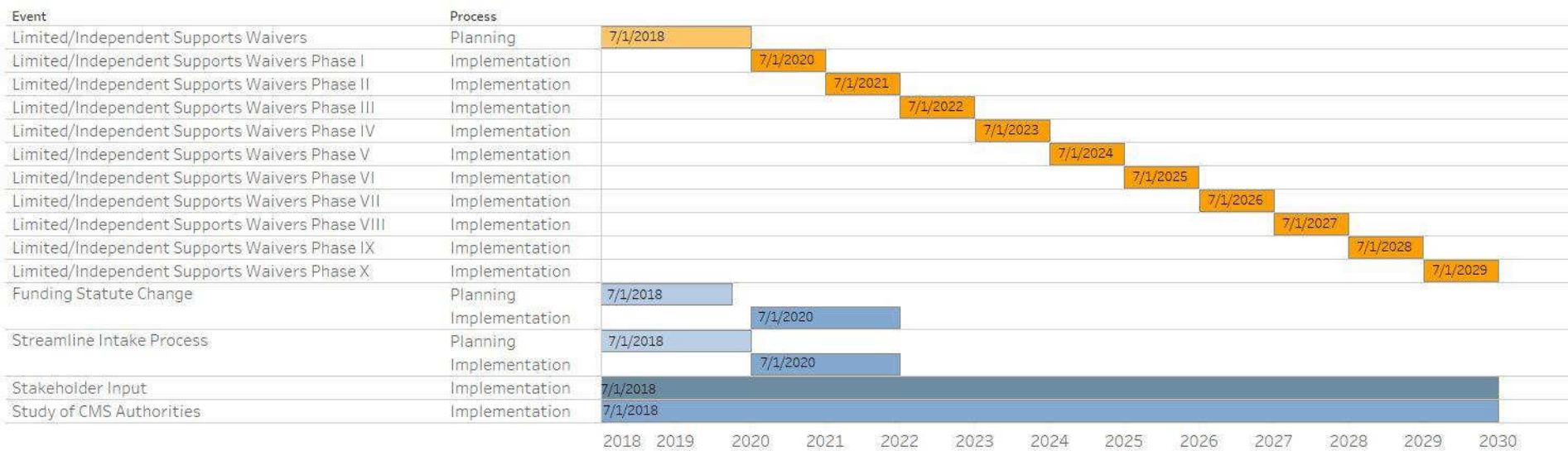
Operational Excellence

Building Capacity

- Providers
- Support Coordinators
- Transition, Eligibility, Claims Processing Services



Draft Roadmap



Implementation: July 1, 2020



Ongoing Feedback



dspd.utah.gov/legislative-info/

- View materials
- Sign up for our mailing list
- Give us your opinion

Questions?

- Raise your hand in Adobe connect
- Send a question through Adobe Chat
- Email a question to research_dspd@utah.gov
- By phone

